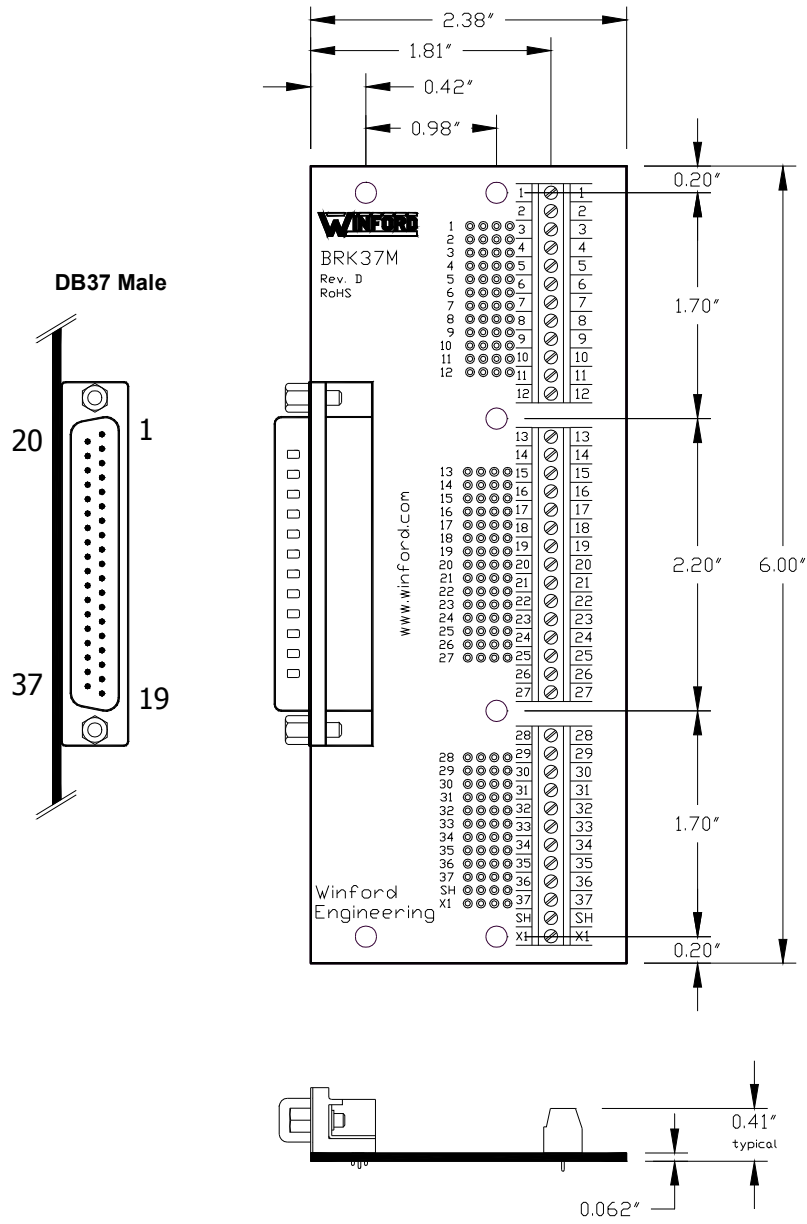


BRK37M Rev D Datasheet

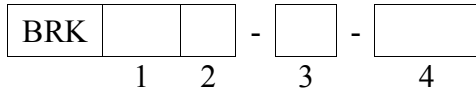


- MOUNTING HOLE, 0.15" DIA
- SOLDER PAD W/ 0.05" DIA HOLE
- ⊗ SCREW TERMINAL

BRK37M Rev D Specifications

Ambient Temperature	-20°C to 85°C
Ambient Humidity	10% to 90% RH, non-condensing
Voltage	200V maximum between any two signals
Continuous Current	1.5A maximum on any signal
Screw Terminal Size	Accepts 16 - 26 AWG wire

Part Number Ordering Information



1. Connector Positions

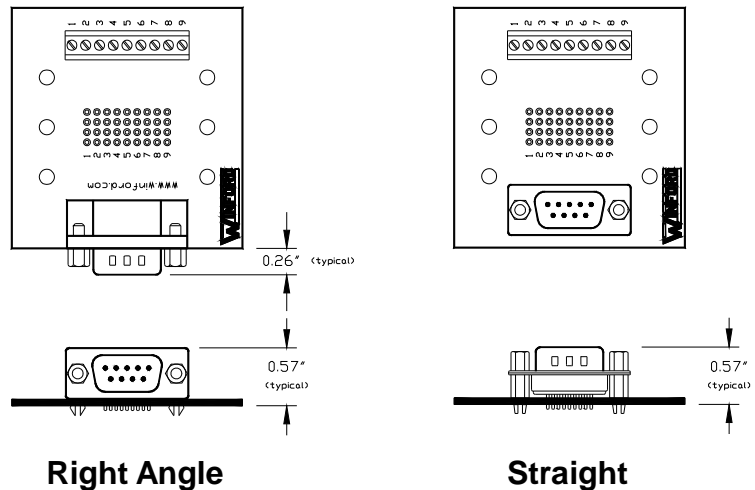
- **9** DB9
 - **15** DB15 (two-row)
 - **15HD** DB15 High Density (three-row)
 - **25** DB25
 - **37** DB37
- (more D-Sub varieties are also available)

2. Connector Gender

- **M** Male (Plug)
- **F** Female (Socket)

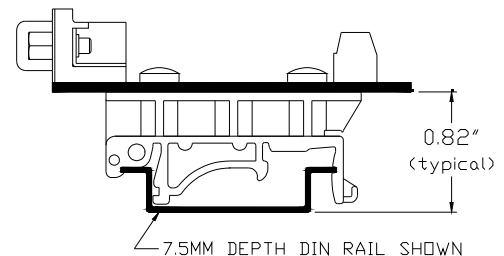
3. Connector Style

- **R** Right Angle
- **S** Straight (Vertical)



4. Mounting Option

- **FT** Rubber Feet on bottom side of PCB
- **DIN** DIN Rail Mounting Clips



**DIN Clip Mounting
Option**

BRK37M Stocked Part Numbers

The following part numbers represent standard options and are stocked:

- BRK37M-R-FT
- BRK37M-R-DIN
- BRK37M-S-FT
- BRK37M-S-DIN

For parts other than BRK37M-*, please see the other datasheets for a list of stocked part numbers.

Changes

Rev B

- Shifted screw terminals away from edge by 0.09”
- Increased solder pad grid hole sizes from 0.04” to 0.05”

Rev C

- Removed silkscreen outline around DB37 connector
- Removed silkscreen dots by “pin 1” of screw terminals
- Changed hole diameter for screw terminal pins (no effect to end-user)

Rev D

- Brought DB37 Shield connection out to solder pads and screw terminal:
 - Changed X1 to new SH connection
 - Former X2 signal is now labeled X1
- Silkscreen number labels by screw terminal: larger print, added on back side, added dividing lines

Notice

Winford Engineering, LLC does not authorize any of its products for use in military, medical or other life-critical systems and/or devices. Life-critical devices/systems include devices or systems which, a) are intended for surgical implantation into the body, or b) support or sustain life and whose failure to perform can be reasonably expected to result in injury. Winford Engineering, LLC products are not designed with the components required, and are not subject to the testing required to ensure a level of reliability suitable for the treatment and diagnosis of people. Winford Engineering, LLC shall not be held responsible or liable for damages or injury that occur as a result of the use of this product.