

# MINI-MAX/51-C

## 8051 Compatible Micro-controller System

The 8051 micro-controller, first Introduced by Intel, is the most popular micro-controller in use today with applications ranging from industrial, medical, home automation to automotive.


MINI-MAX/51-C is a powerful, yet easy-to-use microcomputer system based on the latest generation of flash-based 8051 micro-controllers from ATMEL.

MINI-MAX/51-C is fully assembled and ready to use out of the box. MINI-MAX/51-C has 64K of flash memory that can store thousands of lines of BASIC, C or 8051 Assembly language programs. Program execution speeds reach over 2 million instructions per second. Programs are downloaded into the MINI-MAX/51 with a personal computer through the RS232 serial (COM) port. Downloads typically take only few seconds.

MINI-MAX/51-C is fully backed by warranty, technical support and application assistance from BiPOM Electronics. Wide range of peripheral boards and accessories are available.



### MINI-MAX/51-C Board Features:

- ATMEL AT89C51RD2 micro-controller
- 64K Flash program memory, 2048 bytes data RAM
- 512-byte serial EEPROM ( Optional up to 128Kbyte EEPROM )
- RS232 Serial Port
- 32 Digital Input/Output Lines
- LCD, keypad and expansion connectors
- In-system programming/debugging
- Powerful yet affordable development software options include Micro-IDE, Micro C Compiler, BASCOM51 BASIC Compiler, serial loader, simulator and debugger.
- Unregulated 6-12 Volts DC operation.
- 22.1184 MHz clock speed.
- Technical Manual and Circuit schematics are provided.
- 6 Volts DC Adapter, serial cable and serial downloader included.
- 8051 Training Kit based on MINI-MAX/51-C is available.



### Peripheral Boards

- DIO-1** I/O Expander Board
- TB-1** Training Board
- LED-1** LED Display Board
- PROTO-1** Prototyping Board
- RTC-1** Real-Time Clock Board
- MMC/RTC-1** Flash Multimedia Card Board
- DAQ-2543** 12-bit Analog input board
- TERMINAL-1** Terminal Block Board
- LCD242** Liquid Crystal Display
- VFD202** Vacuum Fluorescent Display
- KP1-4X4** and **KP1-3X4** Matrix Keypads
- X10-1** X10 Interface Module
- RELAY-1** Relay Board
- MOTOR-1** Stepper Motor Control Board



More details and Technical Manual are available for download at [www.bipom.com/minimax51c2.php](http://www.bipom.com/minimax51c2.php)