

MONNITLINK™

Serial MODBUS Gateway

Technical Overview



General Description

The Monnit Serial MODBUS Gateway (SMG) acts as a data concentrator for Monnit wireless sensor networks. This device allows you to connect up to 100 wireless sensing devices, per gateway, to your existing serial MODBUS RS-232C and RS-485 sensing and control infrastructures.

Monnit has recognized the importance of using open standards like MODBUS, allowing Monnit wireless sensors to be used in the majority of industrial applications. Modbus is often used to connect a supervisory computer with a remote terminal unit (RTU) in supervisory control and data acquisition (SCADA) systems. Modbus allows for communication between many (approximately 247) devices connected to the same wired network. Therefore, Monnit SMG's allows for seemingly unlimited wireless expansion of a traditional wired network.

A system incorporating a Monnit SMG would consist of the following:

- MODBUS Master – PLC, SCADA, etc.
- Existing RS-232C or RS-485 Infrastructure.
- Monnit Serial MODBUS Gateway (SMG).
- Monnit Wireless Sensors

Applications

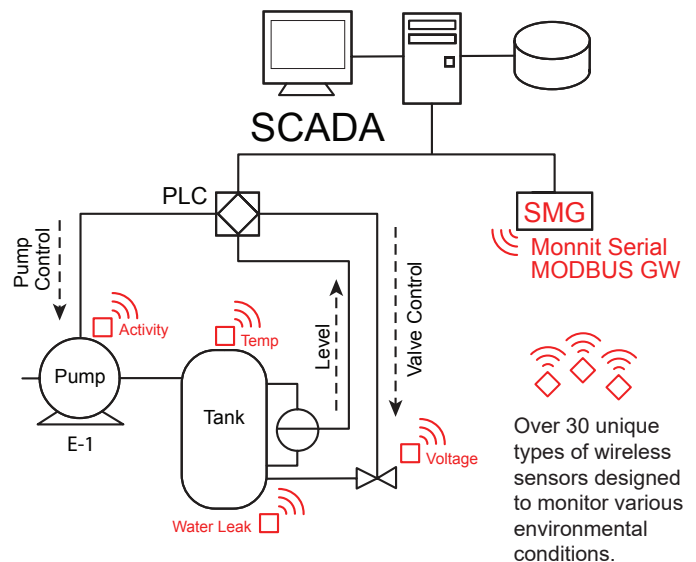
- Process automation protocols
- Industrial control system protocols
- Building automation protocols
- Power system automation protocols
- Automatic meter reading protocols
- Automobile / Vehicle protocol buses
- In any existing MODBUS system

Features

- Works with Monnit 900, 868 and 433MHz Sensor Networking Solutions
- Communicates with MODBUS RTU / ASCII Serial Protocols
- Supports RS-232C / RS-485 Interfacing
- LED Status Indicators
- NEMA 4X / IP65 Rated Enclosure
- RP SMA Antenna Connector (Antenna Included)

Example Network Integration

Monnit wireless sensors integrate with existing MODBUS systems allowing for additional environmental variables to be monitored.



The Leader in Low Cost Wireless Sensors

Monnit Serial MODBUS Gateway Specifications

General

Monnit Radio Support	RFSC1 Module by Monnit Frequencies: 433, 868 and 900 MHz (Future support for WiFi and 500 mW modules)
Antenna	Connector: SMA Gain: 5.0 dBi Standard

3 Wire Communication Interface

RS-232C	TXD (OUT), RXD (IN), and Ground / Common
RS-485	D+, D-, and Ground / Common
Protocol Selector	Jumper for RS-232 and RS485


Power


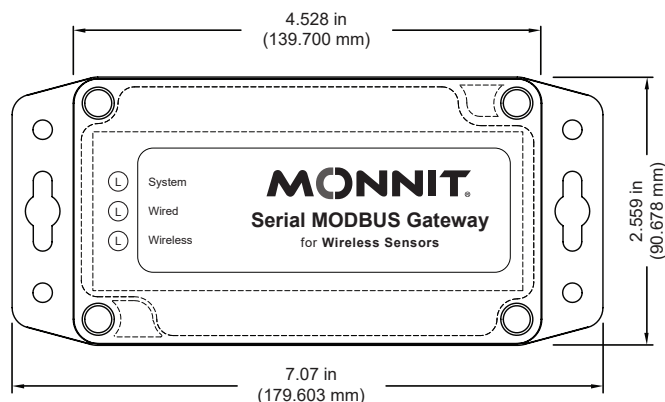
Input Voltage Range	4.5 - 36.0 VDC
Minimum Current Required	100mA (500mA Recommended)

Mechanical

LEDs	Wireless Activity, Wired Activity, System Status
Reset Feature	Communication / Factory Settings Reset Jumper
Enclosure	Durable, Impact-Resistant UV Stabilized Polycarbonate (IP65 of IEC 529 and NEMA 1, 2, 4, 4x, 12 and 13 Rated)
Dimensions	179.603 x 90.678 x 41.30 mm
Weight	16 ounces

Environmental

Operating Temperature	-10 to +70 °C (14 to 158 °F)
Storage Temperature	-20 to +85 °C (-4 to 185 °F)
Certifications:	 900 MHz product; FCC ID: ZTL- RFSC1 and IC: 9794A-RFSC1. 868 and 433 MHz product tested and found to comply with: CISPR 22:2008-09 / EN 55022:2010 - Class B and ETSI EN 300 220-2 V2.4.1 (2012-05).



MONNIT[®]

For more information about our products or to place an order, please contact our sales department at 801-561-5555.

Visit us on the web at www.monnit.com.

Monnit Corporation
4403 South 500 West
Murray, UT 84123
801-561-5555
www.monnit.com