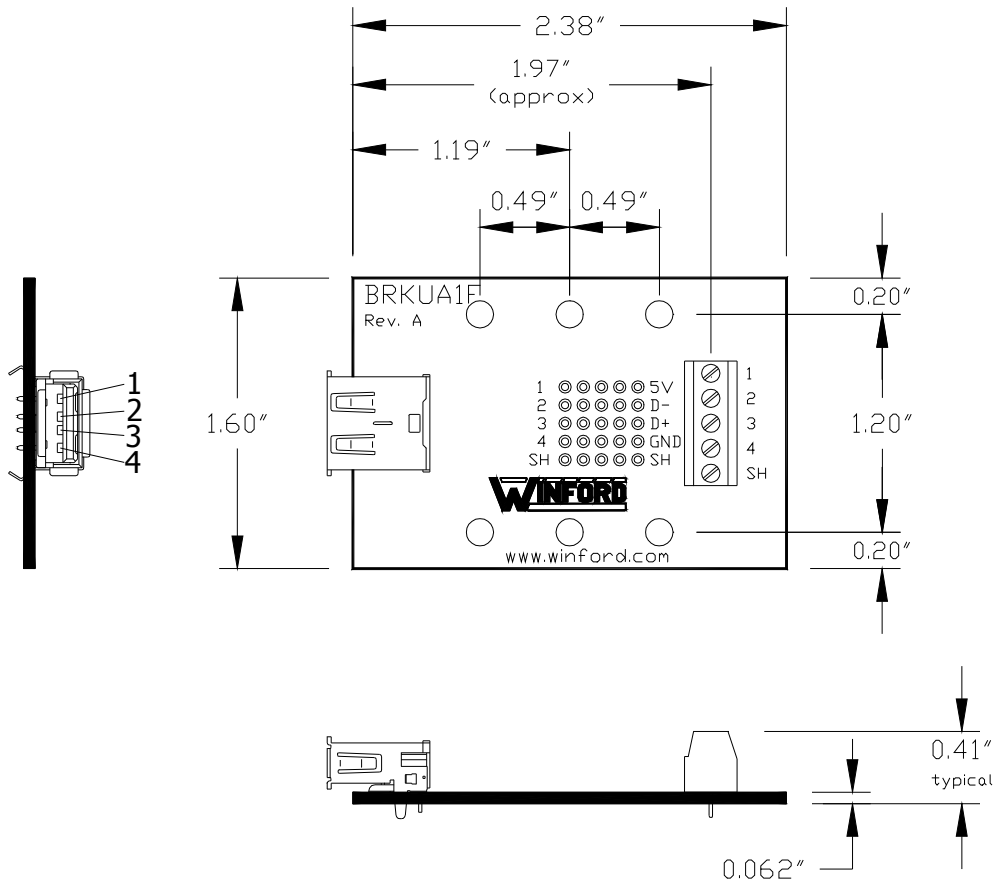


**BRKUA1F Rev A Datasheet**

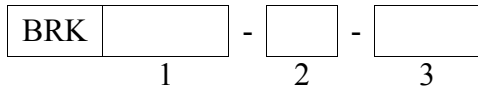


- MOUNTING HOLE, 0.15" DIA
- ⊙ SOLDER PAD W/ 0.05" DIA HOLE
- ⊘ SCREW TERMINAL

## BRKUA1F Rev A Specifications

Ambient Temperature	-20°C to 85°C
Ambient Humidity	10% to 90% RH, non-condensing
Voltage	200V maximum between any two signals
Continuous Current	1A maximum on any signal
Screw Terminal Size	Accepts 16 - 26 AWG wire

## Part Number Ordering Information



### 1. Connector

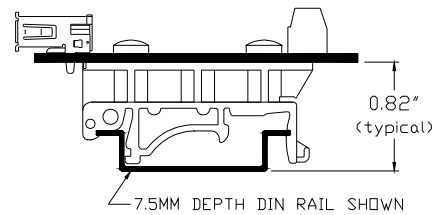
- **UA1F** USB Type A Female (socket)

### 2. Connector Style

- **R** Right Angle

### 3. Mounting Option

- **FT** Rubber Feet on bottom side of PCB
- **DIN** DIN Rail Mounting Clips



**DIN Clip Mounting  
Option**

## **BRKUA1F Stocked Part Numbers**

The following part numbers represent standard options and are stocked:

- BRKUA1F-R-FT
- BRKUA1F-R-DIN

For parts other than BRKUA1F-\*, please see the other datasheets for a list of stocked part numbers.

### **Notice**

Winford Engineering, LLC does not authorize any of its products for use in military, medical or other life-critical systems and/or devices. Life-critical devices/systems include devices or systems which, a) are intended for surgical implantation into the body, or b) support or sustain life and whose failure to perform can be reasonably expected to result in injury. Winford Engineering, LLC products are not designed with the components required, and are not subject to the testing required to ensure a level of reliability suitable for the treatment and diagnosis of people. Winford Engineering, LLC shall not be held responsible or liable for damages or injury that occur as a result of the use of this product.